

**SPARE PARTS LIST**  
**FOR**  
**H. M. F. MARINE ENGINE**

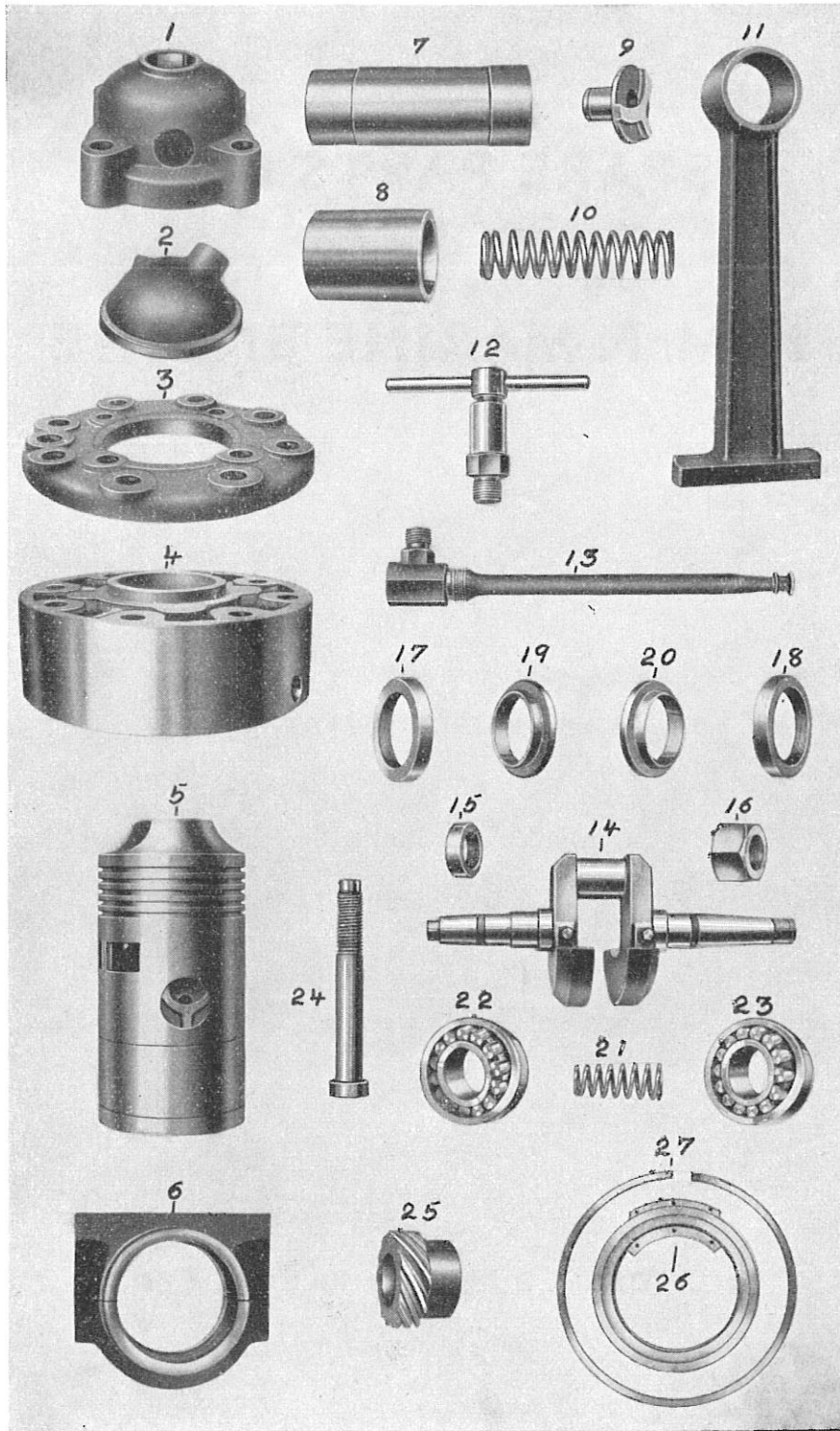
ALWAYS QUOTE ENGINE NUMBER  
WHEN ORDERING SPARE PARTS



**HUNDESTED I PROPELLER A/s**


Stadionvej 4 • DK-3390 Hundested • Denmark • Phone: +45 4793 7117 • CVR: DK67559010  
[www.hundestedpropeller.dk](http://www.hundestedpropeller.dk) • [hundested@hundestedpropeller.dk](mailto:hundested@hundestedpropeller.dk)

PLATE 1



Part Number	NAME OF PART
1	Hot Bulb Cover
2	Hot Bulb (Ignition Head)
3	Cylinder Head Cover
4	Cylinder Head
5	Piston
6	Big End Bearing Assembly, Connecting Rod
7	Gudgeon Pin
8	Small End Bush, Connecting Rod
9	Oil Scoop
10	Oil Scoop Spring
11	Connecting Rod
12	Blow-Off Valve Assembly
13	Oil Lead, Thrower Ring
14	Crankshaft
15	Retaining Nut, Clutch
16	Retaining Nut, Flywheel
17	Locking Ring, Main (roller) Bearing - rear
18	Locking Ring, Main (roller) Bearing - front
19	Packing Ring - rear
20	Packing Ring - front
21	Packing Ring Spring
22	Main (roller) Bearing - rear
23	Main (roller) Bearing - front
24	Bolt, Big End Bearing
25	Worm Wheel, Crankshaft
26	Oil Thrower Ring
27	Piston Ring


PLATE 2



**PLATE 2**


Part Number	NAME OF PART
50	Cylinder
51	Packing Gland, Exhaust Pipe
52	Flywheel
53	Cover, Exhaust Silencer - top
54	Exhaust Silencer
55	Cover, Exhaust Silencer - bottom
56	Governor Worm Wheel Housing
57	Cylinder Cleaning Door
58	Clutch Guard Cover
59	Air Intake Cover
60	Retaining Cover, Main Bearing - front
61	Sealing Flange, Main Bearing - front
62	Sealing Flange, Main Bearing - rear
63	Bed Frame
64	Reversing Gear Housing
65	Retaining Cover, Thrust Bearing
66	Air Intake Grating
67	Air Intake Breather Flap (leather)
68	Breather Flap Supporting Plate
69	Fixed Clutch Plate with Eccentric
70	Reversing Gear Housing, upper part
71	Universal Joint Link, Reversing Gear Shaft
72	Universal Joint Link, Clutch Operating Lever
73	Universal Joint Cross Piece, Clutch & Reversing Gear Shafts
74	Universal Joint Cross Piece, Governor Rod
75	Clutch Operating Crank Lever
76	Universal Joint Pivot Screw, Clutch & Reversing Gear Shafts
77	Universal Joint Pivot Screw, Governor Rod
78	Universal Joint Link, Reversing Gear Extension Shaft
79	Universal Joint Link, Clutch Lever Extension Shaft
80	Universal Joint Link, Governor Extension Shaft
81	Slide Block, Clutch Operating Lever
82	Clutch Housing - upper part
83	Reversing Gear Worm
84	Union Connection, Cylinder Lubricating
85	Union Nut, Lubricating Oil Pipe
86	Nipple, Lubricating Oil Pipe

PLATE 3



<b>Part Number</b>	<b>NAME OF PART</b>
100	Clutch Friction Disc
101	Clutch Flange
102	Clutch Setting Ring
103	Clutch Engaging Sleeve
104	Clutch Spring
105	Clutch Adjusting Nut
106	Eyebolt
107	Toggle
108	Eyebolt Pivot Pin
109	Toggle Pivot Pin
110	Toggle Lever
111	Toggle Lever Pivot Pin
112	Toggle Lever Link Bar
113	Reversing Gear Thrust Flange
114	Reversing Gear Worm Wheel (long)
115	Reversing Gear Cover Plate
116	Reversing Gear Ball Bearing
117	Reversing Gear Sliding Sleeve
118	Pin, Tie Rod Head
119	Tie Rod Head
120	Intermediate Shaft
121	Locking Ring, Idler Bearing
122	Idler Bearing
123	Washer Thrust Bearing
124	Thrust Bearing
125	Locking Ring, Thrust Bearing


PLATE 4





Part Number	NAME OF PART
150	Idling Stop
151	Tensioner
152	Governor Housing, upper part
153	Governor Housing, lower part
154	Governor Housing Nut
155	Lower Cover Plate, Governor Housing
156	Upper Cover Plate, Governor Housing
157	Governor Spring, inner
158	Governor Spring, outer
159	Locating Washer, Governor Springs
160	Governor Thrust Bearing
161	Locating Washer, Governor Shaft Spigot
162	Governor Shaft, upper
163	Governor Shaft, lower
164	Governor Ball Bearing - upper
165	Locking Ring, Governor Ball Bearing - upper
166	Governor Ball Bearing - lower
167	Locking Ring, Governor Ball Bearing - lower
168	Governor Worm Wheel
169	Sleeve Coupling, Governor Shafts
170	Supporting Collar, Governor Weight
171	Governor Weight
172	Governor Sleeve
173	Governor Sleeve Pin
174	Link Block, Governor Sleeve
175	Link Block Screw, Governor Sleeve
176	Pivot Pin, Governor Weight
177	Lubricator Drive Worm Wheel
178	Lubricator Drive Shaft
179	Lubricator Drive Bearing
180	Supporting Bracket, Lubricator Drive Bearing
181	Crank Lever, Lubricator Drive
182	Lubricator Rod Cap, with Eye
183	Pivot Pin, Lubricator Rod Cap - drive end
184	Pivot Pin, Lubricator Rod Cap - lubricator end
185	Governor Brake Spring Cap
186	Governor Brake Spring
187	Governor Brake Pin


PLATE 5



**PLATE 5**


<b>Part Number</b>	<b>NAME OF PART</b>
200	Fuel Pump Housing
201	Fuel Pump Ram
202	Fuel Pump Ram Nut
203	Fuel Pump Ball Bearing
204	Fuel Pump Ram Bolt
205	Fuel Pump Hand Lever
206	Pivot Pin, Fuel Pump Hand Lever
207	Fuel Pump Stop Lever
208	Shaft, Fuel Pump Stop Lever
209	Pivot Screw, Fuel Pump Stop Lever
210	Atomiser Nozzle
211	Atomiser Suction Valve
212	Atomiser Suction Valve Spring
213	Atomiser Delivery Valve
214	Atomiser Delivery Valve Spring
215	Atomiser Valve Ball
216	Retaining Nut, Valve Ball Spring
217	Injector Tube
218	Injector Valve Ball
219	Injector Valve Ball Spring
220	Retaining Nut, Injector Valve Spring
221	Injector Delivery Valve
222	Injector Delivery Valve Spring
223	Injector Air Chamber - outer
224	Injector Air Chamber - inner
225	Fuel Pump Assembly
226	Fuel Pump Assembly Nut
227	Fuel Pump Spring
228	Fuel Pump Plug
229	Safety Disc, Fuel Pump Plug
230	Safety Disc Screw, Fuel Pump Plug
231	Fuel Delivery Pipe Assembly
232	Fuel Delivery Pipe Nipple
233	Fuel Delivery Pipe Union Nut
234	Water Inlet Elbow
235	Water Inlet Union Body
236	Water Inlet Union Nut
237	Water Inlet Union Nipple

PLATE 6




<b>Part Number</b>	<b>NAME OF PART</b>
250	Water Pump Eccentric Strap
251	Pivot Pin, Water Pump Eccentric Strap
252	Clamping Bolt, Water Pump Eccentric Strap
253	Water Pump Air Chamber
254	Air Chamber Nut, Water Pump
255	Air Chamber Safety Disc, Water Pump
256	Water Pump Delivery Valve - new Model
257	Water Pump Delivery Valve - old Model
258	Delivery Valve Spring, Water Pump
259	Water Pump Suction Valve - new Model
260	Water Pump Suction Valve - old Model
261	Suction Valve Spring, Water Pump
262	Suction Valve Guide, Water Pump - new Model
263	Water Pump Plug - old Model
264	Water Pump Bolt
265	Grease Cup Valve, Water Pump
266	Water Pump Yoke with Plungers
267	Water Pump Housing
268	Water Pump Packing Gland
269	Packing Gland Nut, Water Pump
270	Starting Valve Seat
271	Starting Valve Guide
272	Starting Valve Spindle
273	Starting Valve Nut
274	Starting Valve Hand Lever
275	Hand Lever Pivot Screw, Starting Valve
276	Starting Valve Spring
277	Hand Lever Link Pin, Starting Valve
278	Starting Valve Hand Wheel
279	Starting Valve Grease Cup
280	Starting Pipe Union

PLATE 7



<b>Part Number</b>	<b>NAME OF PART</b>
300	Propeller Shaft Sleeve Coupling
301	Sleeve Coupling Bolt, Propeller Shaft
302	Propeller Shaft
303	Propeller Shaft Nut
304	Tie Rod
305	Tie Rod Packing Ring
306	Tie Rod Packing Nut
307	Stern Tube
308	Stern Tube Clamping Ring
309	Stern Tube Clamping Nut
310	Stern Tube Packing Gland
311	Stern Tube Gland Nut
312	Propeller Blade
313	Propeller Blade Slipper Block
314	Slipper Block Pin, Propeller Blade
315	Propeller Boss
316	Propeller Boss Bolt
317	Tie Rod Crosshead
318	Propeller Boss Bush
319	Grease Gun Housing
320	Grease Gun Spindle
321	Grease Gun Cover
322	Grease Gun Union
323	Grease Gun Cup Leather
324	Cup Leather Clamping Plate - upper, Grease Gun
325	Cup Leather Clamping Plate - lower, Grease Gun


PLATE 8






Part Number	NAME OF PART
350	Intermediate Shaft, open Reversing Gear
351	Thrust Bearing
352	Retaining Cover for Thrust Bearing, open Reversing Gear
353	Thrust Flange, open Reversing Gear
354	Worm Wheel (long), open Reversing Gear
355	Cover plate, open Reversing Gear
356	Sliding Sleeve, open Reversing Gear
357	Locking Ring for Sliding Sleeve, open Reversing Gear
358	Pin, Tie Rod Head, open Reversing Gear
359	Roller Bearing, open Reversing Gear
360	Housing, open Reversing Gear
361	Ignition Head Cover, Bronze
362	Cartridge Plug
363	Ignition Head, for Bronze Cover
364	Ignition Head Clamping Ring
365	Needle Roller Bearing

PLATE 9




<b>Part Number</b>	<b>NAME OF PART</b>
366	Supertop
367	Glow screen
368	Angle for water pipe
369	Retainer iron
370	Nipple for water pipe
371	Cartridge fixture
372	Ignition tube
373	Water pipe

PLATE 10




Part Number	NAME OF PART
374	2 cyl. crank AA engine
375	2 cyl. crank CC, BB, DD, EE, KK, FF, GG, JJ, HH, TT engine
376	Roller bearing, centre
377	Roller bearing, aft
378	Roller bearing fore
379	Centre bearing, AA engine
380	Split packing ring
381	Nut for cone for centre roller bearing
382	Cone for centre roller bearing
383	2 cyl. engine frame
384	Lubricator
385	Filling cover for ditto
386	Complete lubricator drive
387	Nipple for air pipe to filter
388	Stop cock for filter
389	Nipple for inlet to filter
390	Draw-off tap for filter
391	Crude oil filter
392	Gasket for cylinder cover, copper-asbestos
393	Gasket for cylinder head cover, outer
394	Water pipe cooling pump/cylinder for 2. cyl. engine
395	Water pipe cold-starter/exhaust-box for 2 cyl. engine
396	Gasket for cylinder head cover, inner

PLATE 11



Part Number	NAME OF PART
397	Strainer for sea cock
398	Sea cock
399	Union for sea cock
400	Socket for sea cock
401	Bolt for sea cock
402	Pitch indicator
403	Thread piece for pitch indicator
404	Nut for ditto
405	Hand wheel for reversing mechanism
406	Hand grip for ditto
407	Protection screen for governor
408	Flange bearing for control rod, high
409	Flange bearing for control rod, low
410	Deck house lead-in for wash water
411	Union for ditto
412	Hose socket for ditto
413	2" deck flange
414	Bulkhead angle for water outlet
415	Relief valve for wash water
416	Cross for ditto
417	Cock for ditto
418	Hook spanner for stuffing box to the push rod
419	Coupling lever
420	Rubber gland for ditto
421	Manometer for starting receiver
422	Filter for lubrication oil to the governor
423	Hand wheel for the governor
424	Oil screen for the connecting rod
425	shock balancer for cooling pump
426	Plug for ditto
427	Nut for ditto
428	Distance ring for intermediate shaft
429	Collar for exhaust pipe

PLATE 12






**Part  
Number****CLUTCH PARTS TYPE C****PLATE 12**

430	Clutch flange
431	Clutch hub
431 F	Spring for clutch hub
431 S	Stay bolt for ditto
432	Clutch friction disc
432 F	Spring for clutch
433	Clutch engaging sleeve
434	Bolt for hub of clutch
435	Draw bolt for clutch
436	Clutch tower
437	Toggle lever
438	Adjustment nut for clutch
439	Crank for clutch
440	Slide block for clutch
441	Toggle for clutch
442	Toggle lever link bar for ditto
443	Clutch setting ring
444	Fixed clutch plate for clutch with eccentric
445	Toggle lever pivot pin
446	Bolt for draw bolt
447	Bolt for toggle and toggle lever
448	Universal joint for clutch crank
449	Universal joint for control rod
450	Screw for universal joint
451	Block for universal joint

**CLUTCH PARTS TYPE R**

452	Clutch flange
453	Clutch hub with eccentric
454	Dent disc for ditto
455	Reversing bearing
456	Adjusting nut
457	Double sliding socket for clutch
458	Clutch friction disc
458 F	Spring for clutch
459	Crank for clutch
460	Slide block for ditto
461	Universal joint for clutch
462	Universal joint for control rod
463	Screw for universal joint
464	Slide block for universal joint
465	Toggle lever link bar for clutch
466	Toggle lever
467	Toggle
468	Clutch tower
469	Bolt for toggle lever pivot pin
470	Draw bolt
471	Adjusting nut for clutch
472	Bolt for toggle and toggle lever
473	Bolt for draw bolt

PLATE 13



Part Number	NAME OF PART
500	Starting receiver
501	Socket for starting pipe
502	Union for starting pipe
503	Nipple for starting pipe
504	Valve for starting receiver
505	Drain valve for starting receiver
506	Valve for filling the starting receiver
507	Manometer
508	Relief valve
509	Cooling water pipe, cylinder/exhaust box for 1 cyl. engine
510	Cooling water pipe, pump/cylinder for 1 cyl. engine
511	Screen for lubricator
513	Deck flange for exhaust pipe
311	Union for stern tube
310	Stuffing box for stern tube
309	Nut for stern tube
308	Washer plate for stern tube
514	Stern tube end inside, standard stuffing box
515	Stay bolt for stuffing box inside
516	Inside stuffing box
517	Fore stern tube end, indside stoffing box
518	Intermediate tube for stern tube
519	Aft stern tube end
520	Screw for stern tube end
521	»O«-ring for stern tube sealing
522	Metal cone for ditto
523	Stainless steel valve seat for cooling pump, top valve
524	Stainless steel under valve seat for cooling pump
525	Rubber cone for stern tube sealing
526	Rubber ball for bilge pump
527	$\frac{1}{2}$ tightening flange for clutch housing
528	Bevel gear with ball bearings for reversing mechanism
529	Bevel gear for governor
530	Suction valve spring made of rubber for cooling pump
531	Pressure valve spring made of rubber for cooling pump