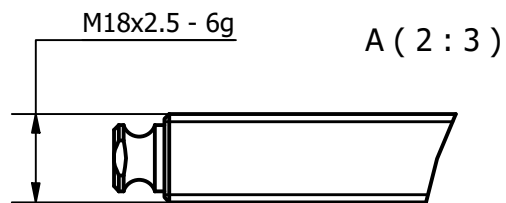

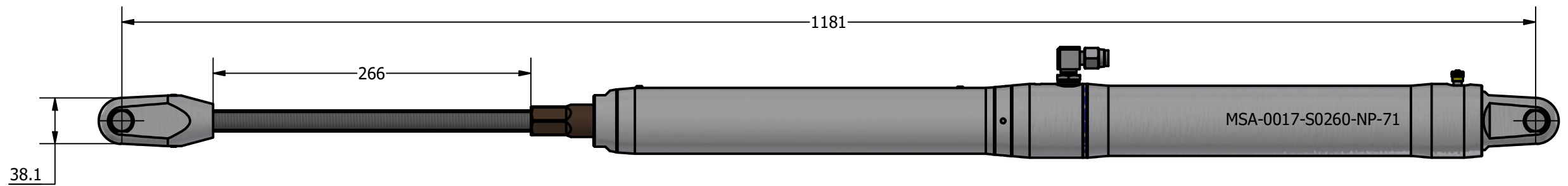
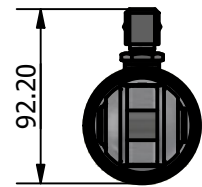
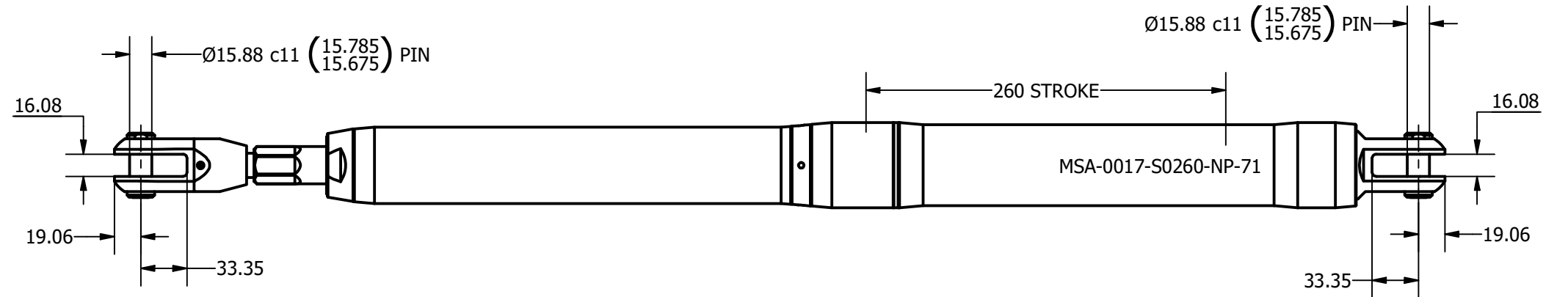
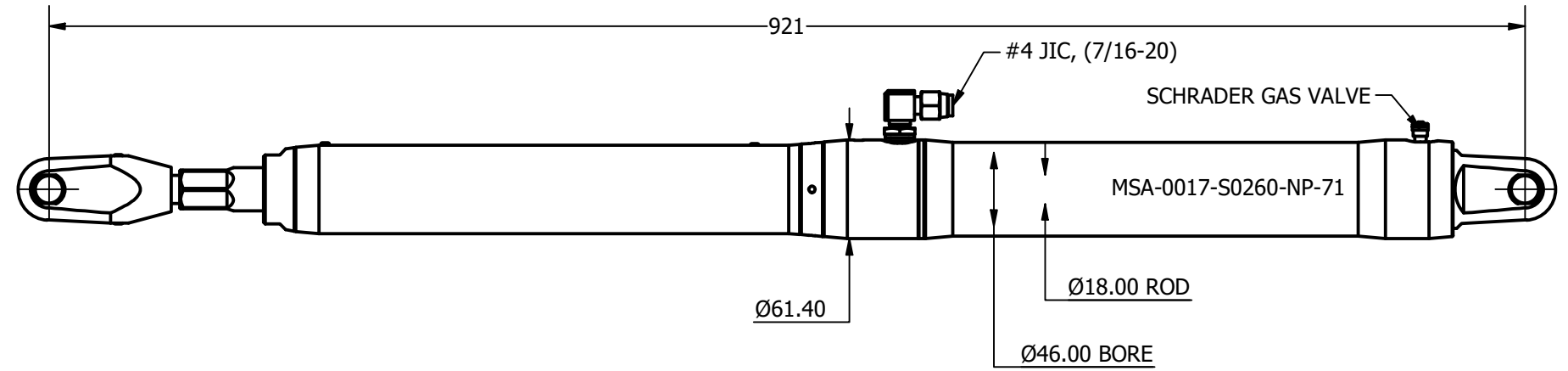


SIZE	-0017
PCLC	921 mm
PIN / GAP	15.88 mm
BORE DIA	46 mm
ROD DIA	18 mm
STROKE	260 mm
WEIGHT	5.10 Kg
FULL BORE AREA (PUSHING/EXTENDING)	1662 mm ²
ANNULUS AREA (PULLING/RETRACTING)	1407 mm ²
GAS DISPLACEMENT (FULL BORE SIDE)	0.43 ltrs
OIL DISPLACEMENT (ANNULUS SIDE)	0.37 ltrs
MAXIMUM PUSH FORCE @ 5 BAR	85 Kg (831 N)
PULL FORCE @ 150 BAR	2152 Kg (21112 N)
PULL FORCE @ 250 BAR	3587 Kg (35186 N)
MAX PULL FORCE @ 350 BAR (RELIEF)	5021 Kg (49260 N)



NOTE: CUSTOM STROKES, LENGTHS AND CLEVIS DIMENSIONS AVAILABLE UPON REQUEST

	Title ALUMINIUM SINGLE ACTING MECHANICAL LOCK CYLINDER		Revision 2
	Drawing No. MSA-0017-S0260-NP-71		Date Drawn 27/10/2021
	Tel: +44 (0)1202 596630 www.oms.ltd		By AL

© Copyright. All rights to this drawing and design are the sole property of OMS Ltd. This drawing must not be copied, communicated or loaned to any third party without the written consent of OMS Ltd.